

















Tree Shake Activity

Helpful hint: Ask a trusted adult to help you.

Outcomes: ST1-1WS-S, ST1-4LW-S

Complete your own tree shake activity at home to find as many invertebrates as you can! **Remember** an invertebrate is any animal without a backbone like flies, crickets, cicadas, spiders, caterpillars, beetles and MUCH more!

Use the Invertebrate ID Chart to help you figure out what you have found!

 <p>ant</p>	 <p>cockroach</p>	<h2>What Bug Is That?</h2> 	 <p>spider</p>
 <p>butterfly</p>	 <p>ladybug</p>		 <p>beetle</p>
 <p>stinkbug</p>	 <p>cricket</p>	 <p>dragonfly</p>	 <p>honeybee</p>
 <p>slug</p>	 <p>slater</p>	 <p>fly</p>	 <p>snail</p>
		 <p>leaf bug</p>	 <p>caterpillar</p>

Equipment

- 1 white or light coloured sheet
- 1 magnifying or regular jar
- 1 small soft brush
- 1 magnifying glass (if you have one!)

Instructions

1. Find a tree with a low lying branch.
2. Place the sheet underneath.
3. Gently shake the branch until you start to see a few things fall out.
4. When you spot a creature, gently place it into your jar. You may need to use your soft brush to guide it in.
5. Use the chart above to identify!

How many invertebrates did you find today?

Tree Shake Activity

Helpful hint: Ask a trusted adult to help you.

Invertebrate check box


Choose one invertebrate to complete the table below. Use a coloured pencil or highlighter to choose which descriptions best suit your invertebrate. You might select more than one in each column.

Wings	Legs	Colours or patterns	Eyes	Antennae
large	hidden	colourful or bright patterns	small	long
small	3 pairs	dull (brown, black etc)	big	short
2 wings	4 pairs	1 colour only	2 eyes	straight
4 wings	too many to count!	clear	more than 2 eyes	curved

Tree Shake Activity

Helpful hint: Ask a trusted adult to help you.

Draw your invertebrate and label as many parts as you can!



Complete the following sentences about your invertebrate.

My invertebrate is a _____.

It has _____ legs.

It has _____ eyes.

It has _____ wings.

It's colours/patterns are _____.



TARONGA
ZOO
SYDNEY



TARONGA
ZOO
DUBBO

For the Wild

FSC paper survey



Outcome: ST1-5LW-T


What's Forest Stewardship Council?

When you see the Forest Stewardship Certified (FSC) logo you know that that product has been through a rigorous certification process to prove that it has come from responsible sources. It will not be causing permanent damage to a forest.

You can help ensure we have forests for the future by choosing FSC certified paper products. By doing so, you'll know the products you've purchased are from forests that are managed in a way that takes care of the animals and plants that call it home.

Paper survey

In your classroom or home, conduct a survey on how many paper products you can find that have the FSC logo on it. Write **Yes** or **No** in each box.

Item	Toilet paper	Paper towel	Reading book	Colouring in or writing book	Packet of paper	Paper item of your choice
Can you find it in your home or classroom?						
FSC Logo? 						



Act for the wild

Next time you visit the shops to buy a paper product such as a book or paper towel, look out for the FSC logo! Purchase that product, instead of the one without the logo.

